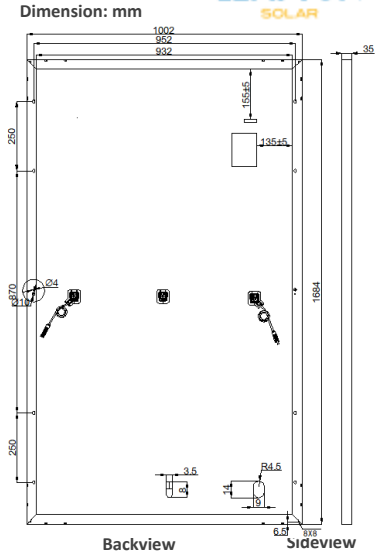



Mono Poly

LP158*158-M-60-H

Rated Power 315-330W





Product Series	LP158*158-M-60-H			
Power	315W	320W	325W	330W
Open Circuit Voltage	40.70V	40.90V	41.10V	41.30V
Short Circuit Current	10.02A	10.15A	10.20A	10.24A
Maximum Power Voltage	33.20V	33.40V	33.60V	33.81V
Maximum Power Current	9.49A	9.58A	9.68A	9.76A
Module Efficiency	18.7%	19.0%	19.3%	19.6%




•10-YEAR 90% Maximum Output

•25-YEAR 80% Maximum Output

Product Characteristics			
Weight	19kg	Junction Box	IP68
Module Size	1684*1002*35mm	Frame	Aluminum Alloy
Cell Amount	60*2 pcs	Cable	4mm ² , Landscape: N 1100mm/P 1100mm, Portrait: N 150mm/P 300mm
Cell Size	158.75*79.38mm	Connection	SIKE6/GZX1500
Maximum System Voltage	1500V	Application Level	Class A

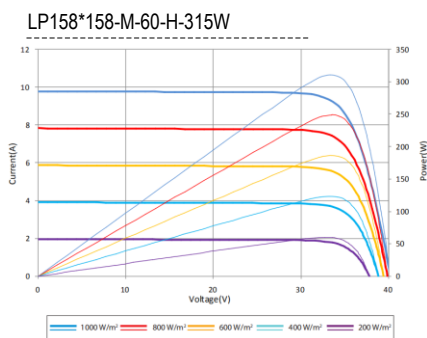


Packing Configuration			
Modules/Pallet	30 pieces	Modules/40' container	780 pieces
Packing Description	26 Pallets, Total=30 X26=780		



Temperature Characteristics		Maximum Rating	
NOCT	45±2°C	Output Tolerance	±3%W
Temp Coefficient of ISC	+0.05%/°C	Operating Temperature	-40°C ~+85°C
Temp Coefficient of VOC	-0.28%/°C	Wind Load/Snow Load	2400pa/5400pa
Temp Coefficient of Pmax	-0.36%/°C	Fuse Current	15A

Current-Voltage Curve at Various Light Levels



Output at Various Temperatures

