

# LP166\*166-M-66-MH

Rated Power 385-415W




**9BB Cell**  
More uniform current collection capability, reducing the current heat loss of the internal cells.



**Low Light Features**  
Higher performance under low light environment.



**Higher Output Power**  
The output power of 132 half-cells Monocrystalline modules is up to 415W.



**Load Capacity**  
Mechanical load tests including wind load 2400 Pa and snow load 5400 Pa done by TUV Nord.



• IEC61215  
• IEC61730

Headquarter : Lepton Energy Co., Ltd.

📍 Tosei Bldg. 6F, 1-2-1 Aioi-cho, Chuo-ku Kobe-shi, Hyogo, 650-0025, Japan

☎ +81-78-382-3182

🌐 [www.leptonenergy.jp](http://www.leptonenergy.jp)

Manufacturer : Lepton Solar (Changshu) Co., Ltd.

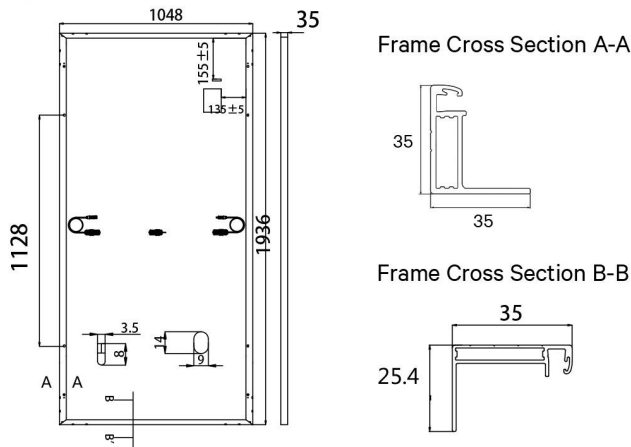
📍 No.55, Sunshine Avenue, Changshu City, Jiangsu, China

☎ +86-512-88800068

✉ [info@leptonenergy.com](mailto:info@leptonenergy.com)

🌐 [www.leptonpv.com](http://www.leptonpv.com)

## MECHANICAL DIAGRAMS



## SPECIFICATIONS

Weight	21kg
Dimensions	1936mm*1048mm*35mm
Cell Amount	66*2 pcs
Maximum System Voltage	1500V
Junction Box	IP68
Frame	Aluminum Alloy
Cable	4mm <sup>2</sup> , Landscape: N 1200mm/P 1200mm Portrait: N 150mm/P 300mm
Connector	PV-GZX 1500
Application Level	Class A
Country of Manufacturer	China
Fire Safety Class	Class C according to ANSI/UL 1703-2018

## ELECTRICAL PARAMETERS AT STC

Module Name	LP166*166-M-66-MH-385W	LP166*166-M-66-MH-390W	LP166*166-M-66-MH-395W	LP166*166-M-66-MH-400W	LP166*166-M-66-MH-405W	LP166*166-M-66-MH-410W	LP166*166-M-66-MH-415W
Power	385W	390W	395W	400W	405W	410W	415W
Open Circuit Voltage	44.20V±5%	44.40V±5%	44.60V±5%	44.80V±5%	45.00V±5%	45.20V±5%	45.40V±5%
Short Circuit Current	10.81A±5%	10.90A±5%	10.99A±5%	11.08A±5%	11.17A±5%	11.26A±5%	11.35A±5%
Maximum Power Voltage	37.78V	37.98V	38.18V	38.38V	38.58V	38.78V	38.98V
Maximum Power Current	10.19A	10.26A	10.33A	10.40A	10.49A	10.58A	10.67A
Module Efficiency	19.0%	19.2%	19.5%	19.7%	20.0%	20.2%	20.5%

\* Under Standard Test Conditions (STC) of irradiance of 1000 W/m<sup>2</sup>, spectrum AM 1.5 and cell temperature of 25°C.

## ELECTRICAL PARAMETERS AT NMOT

Power	288W	292W	296W	300W	304W	308W	311W
Open Circuit Voltage	41.96V	42.16V	42.36V	42.56V	42.76V	42.96V	43.16V
Short Circuit Current	8.60A	8.67A	8.74A	8.81A	8.88A	8.95A	9.02A
Maximum Power Voltage	35.76V	35.96V	36.16V	36.36V	36.56V	36.76V	36.86V
Maximum Power Current	8.04A	8.11A	8.18A	8.25A	8.32A	8.39A	8.46A
Module Efficiency	14.2%	14.4%	14.6%	14.8%	15.0%	15.2%	15.3%

\* Under Nominal Module Operating Temperature (NMOT), irradiance of 800 W/m<sup>2</sup>, spectrum AM 1.5, ambient temperature 20°C, wind speed 1 m/s.

## TEMPERATURE CHARACTERISTICS

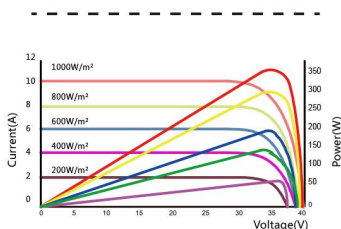
NMOT	41±3°C	Temp Coefficient of ISC	+0.05%/°C
Temp Coefficient of VOC	-0.28%/°C	Temp Coefficient of Pmax	-0.36%/°C

## PACKING CONFIGURATION

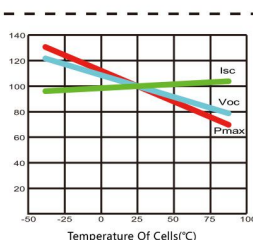
Modules/Pallet	31 Pieces	Modules/40'Container	804 Pieces
Packing Description	24 Pallets, Total=(31+31+5)x12=804 Pieces		

## CHARACTERISTICS

LP166\*166-M-66-MH-385W



LP166\*166-M-66-MH-385W



## MAXIMUM RATING

Output Tolerance	±3%
Operating Temperature	-40°C~+85°C
Wind Load/Snow Load	2400pa/5400pa
Fuse Current	20A

**15** YEARS Quality Warranty

**25** YEARS Power Warranty